

A.T.Monitors Order ID #: \_\_\_\_\_  
 Customer: \_\_\_\_\_  
 Customer PO #: \_\_\_\_\_  
 Quantity (each): \_\_\_\_\_

Customer Approval  
 Name: \_\_\_\_\_  
 Print Signature  
 Date: \_\_\_\_\_  
 (mm-dd-yyyy)

**For any standard GENSET systems that have a regular non-latching pump.**

**NOTE: For petroleum application, the day tank must have a gravity feed return line back to the main tank.**



## ATI-6107GS (latching version)

### ATI-6107GS

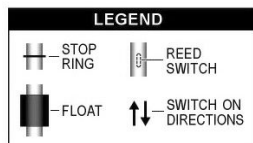
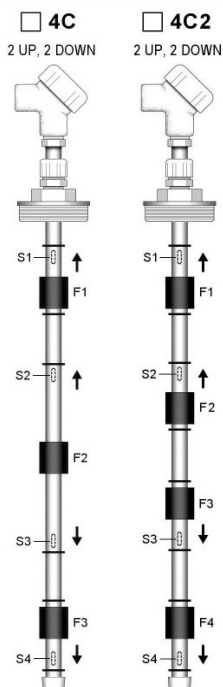
Channels 1 to 4 are used for ATI-5020 probe. Channel 3 latches, channel 2 releases.

Alarm Buzzer:  Ch.1 (overflow)  Ch.4 (empty) Buzzer OFF on channels 2 and 3.

Relay Contacts: SPDT on each channel.

Probe Selection: For normal application (clean fuel) the standard **4C** probe can be used.  
 If there are contaminants (dirt or metal filings) in the fuel, the **4C2** probe should be selected for increased safety.

#### 4-LEVEL PROBES



## ATI-5020

### DIMENSIONS:

Probe dimensions are in  inches,  cm.

[A]- Out-of-tank Length = \_\_\_\_\_ (minimum 8"/ 20.3cm)

[B]- In-tank Length = \_\_\_\_\_ (must be less than tank depth)

[C]- (if applicable) Height of riser pipe above tank = \_\_\_\_\_.

Total probe tube length = **A + B** or **A + B + C**

[D]- Minimum 2"/ 5cm (remaining length to bottom of probe)

**Minimum distance between switch points = 3" (8 cm).**

[E]- Highest liquid level switch point = \_\_\_\_\_

[F]- Mid-High liquid level switch point = \_\_\_\_\_

[G]- Mid-Low liquid level switch point = \_\_\_\_\_

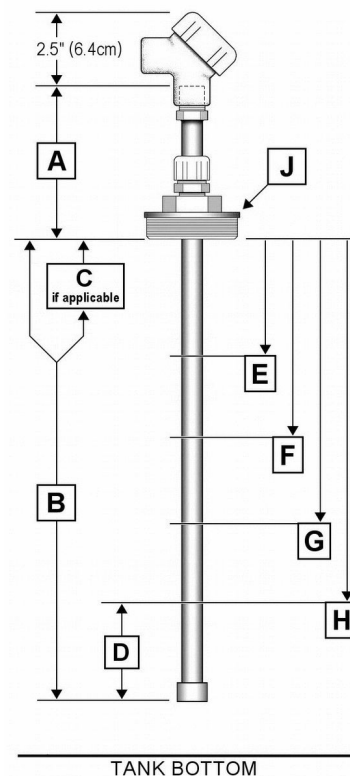
[H]- Lowest liquid level switch point = \_\_\_\_\_

[J]- NPT reducer fitting =  2" (standard),  1-1/2",  
 or  other (please specify) \_\_\_\_\_.

The probe's NPT reducer fitting will be screwed into  
 Tank,  Riser pipe.

### PRODUCT IN TANK:

Diesel,  Gasoline,  Other: \_\_\_\_\_



A.T.Monitors Order ID #: \_\_\_\_\_  
 Customer: \_\_\_\_\_  
 Customer PO #: \_\_\_\_\_  
 Quantity (each): \_\_\_\_\_

Customer Approval  
 Name: \_\_\_\_\_  
Print Signature  
 Date: \_\_\_\_\_  
(mm-dd-yyyy)

**For use only on GENSET systems having a pump with built-in latch/unlatch feature.**

**NOTE: For petroleum application, the day tank must have a gravity feed return line back to the main tank.**



### ATI-6107 (non-latching)

#### ATI-6107

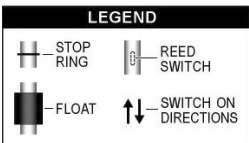
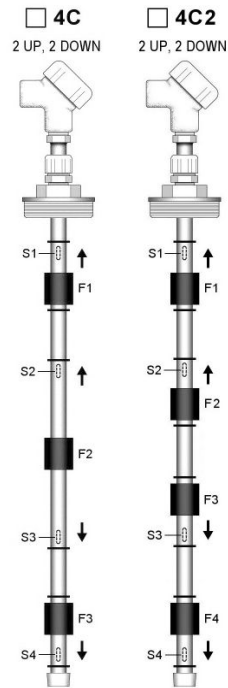
Channels 1 to 4 are used for ATI-5020 probe.

Alarm Buzzer:  Ch.1 (overflow)  Ch.4 (empty) Buzzer OFF on channels 2 and 3.

Relay Contacts: SPDT on each channel.

Probe Selection: For normal application (clean fuel) the standard **4C** probe can be used.  
 If there are contaminants (dirt or metal filings) in the fuel, the **4C2** probe should be selected for increased safety.

#### 4-LEVEL PROBES



### ATI-5020

#### DIMENSIONS:

Probe dimensions are in  inches,  cm.

[A]- Out-of-tank Length = \_\_\_\_\_ (minimum 8"/ 20.3cm)

[B]- In-tank Length = \_\_\_\_\_ (must be less than tank depth)

[C]- (if applicable) Height of riser pipe above tank = \_\_\_\_\_.

Total probe tube length = **A + B** or **A + B + C**

[D]- Minimum 2"/ 5cm (remaining length to bottom of probe)

**Minimum distance between switch points = 3" (8 cm).**

[E]- Highest liquid level switch point = \_\_\_\_\_

[F]- Mid-High liquid level switch point = \_\_\_\_\_

[G]- Mid-Low liquid level switch point = \_\_\_\_\_

[H]- Lowest liquid level switch point = \_\_\_\_\_

[J]- NPT reducer fitting =  2" (standard),  1-1/2"  
 or  other (please specify) \_\_\_\_\_.

The probe's NPT reducer fitting will be screwed into  
 Tank,  Riser pipe.

#### PRODUCT IN TANK:

Diesel,  Gasoline,  Other: \_\_\_\_\_

